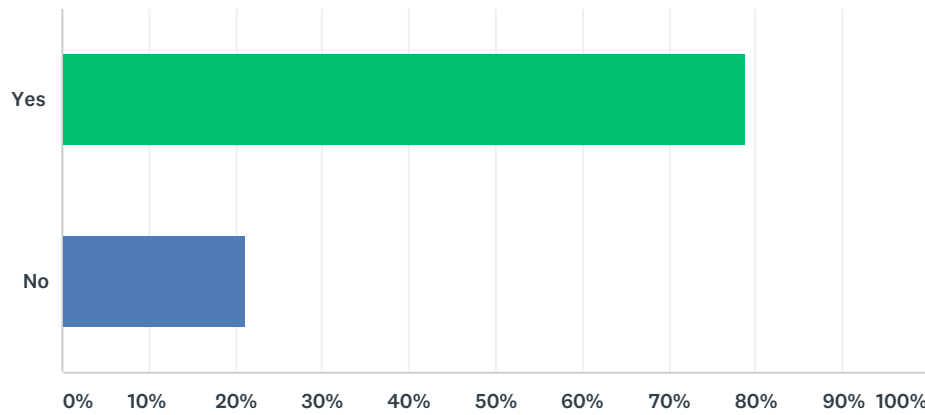


Q1 Are you generally satisfied with your present career/ academic situation?

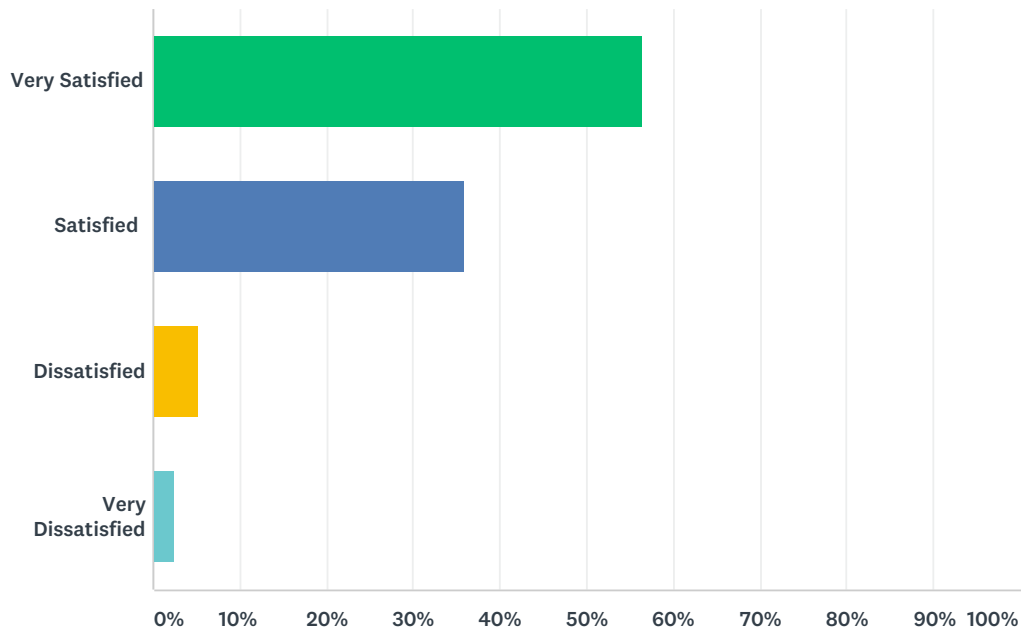
Answered: 38 Skipped: 2



ANSWER CHOICES	RESPONSES	
Yes	78.95%	30
No	21.05%	8
TOTAL		38

Q2 How satisfied are you with the overall educational experience you had at Sitting Bull College?

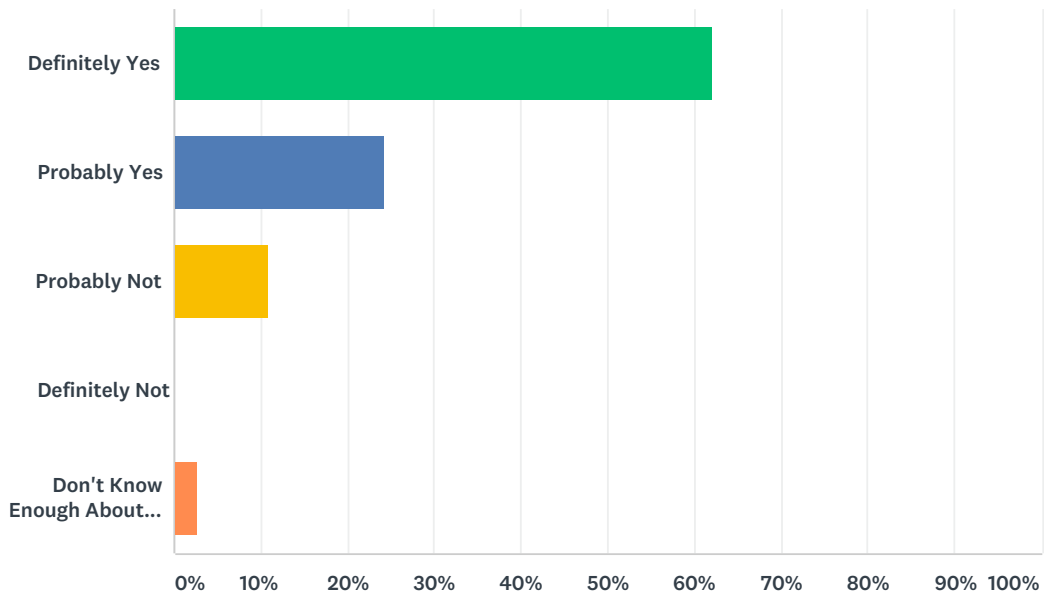
Answered: 39 Skipped: 1



ANSWER CHOICES	RESPONSES
Very Satisfied	56.41% 22
Satisfied	35.90% 14
Dissatisfied	5.13% 2
Very Dissatisfied	2.56% 1
TOTAL	39

Q3 If you could start college again, would you enroll at Sitting Bull College?

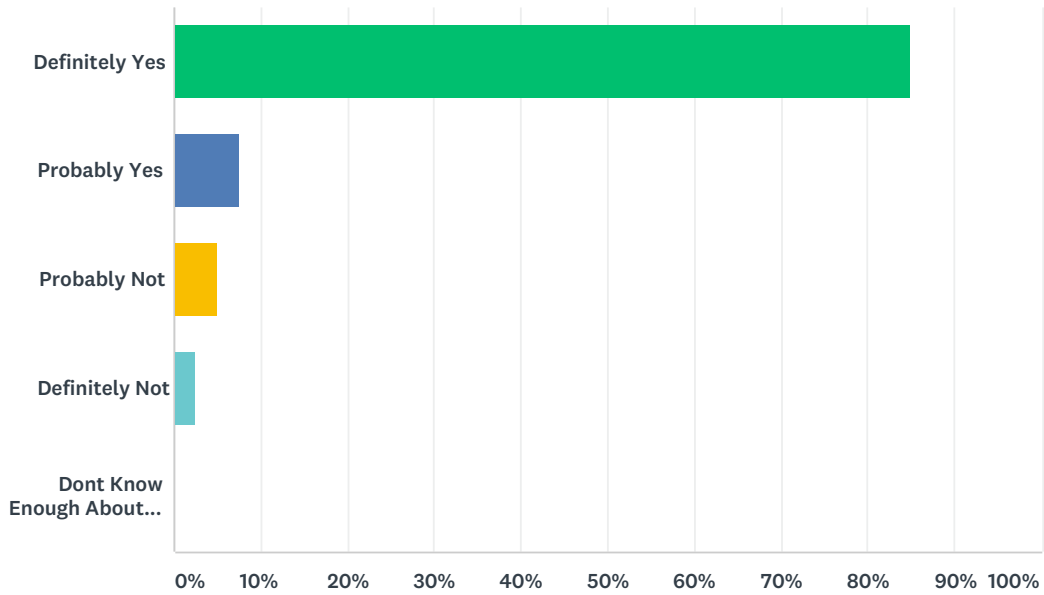
Answered: 37 Skipped: 3



ANSWER CHOICES	RESPONSES	
Definitely Yes	62.16%	23
Probably Yes	24.32%	9
Probably Not	10.81%	4
Definitely Not	0.00%	0
Don't Know Enough About Sitting Bull College	2.70%	1
TOTAL		37

Q4 Would you recommend Sitting Bull College?

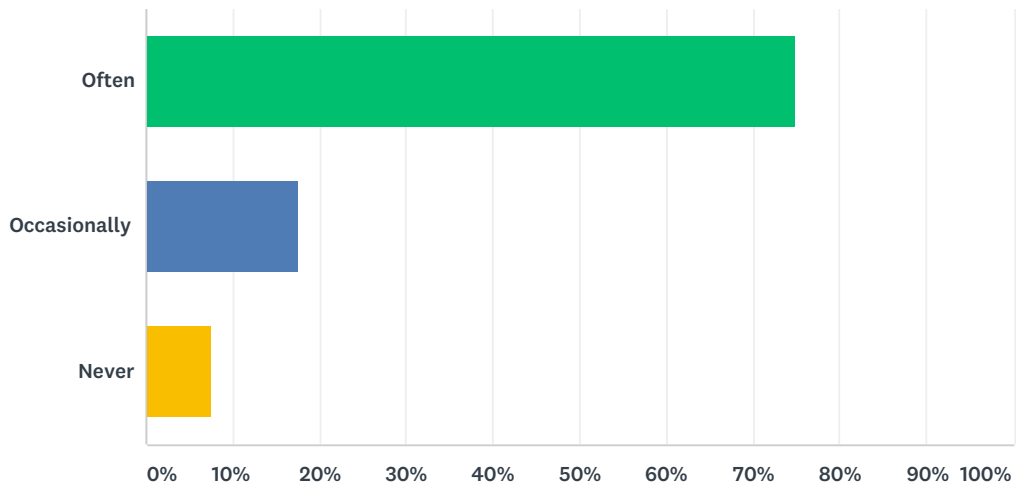
Answered: 40 Skipped: 0



ANSWER CHOICES	RESPONSES	
Definitely Yes	85.00%	34
Probably Yes	7.50%	3
Probably Not	5.00%	2
Definitely Not	2.50%	1
Dont Know Enough About Current State of College	0.00%	0
TOTAL		40

Q5 How often do you use skills or knowledge learned at Sitting Bull College in your daily work?

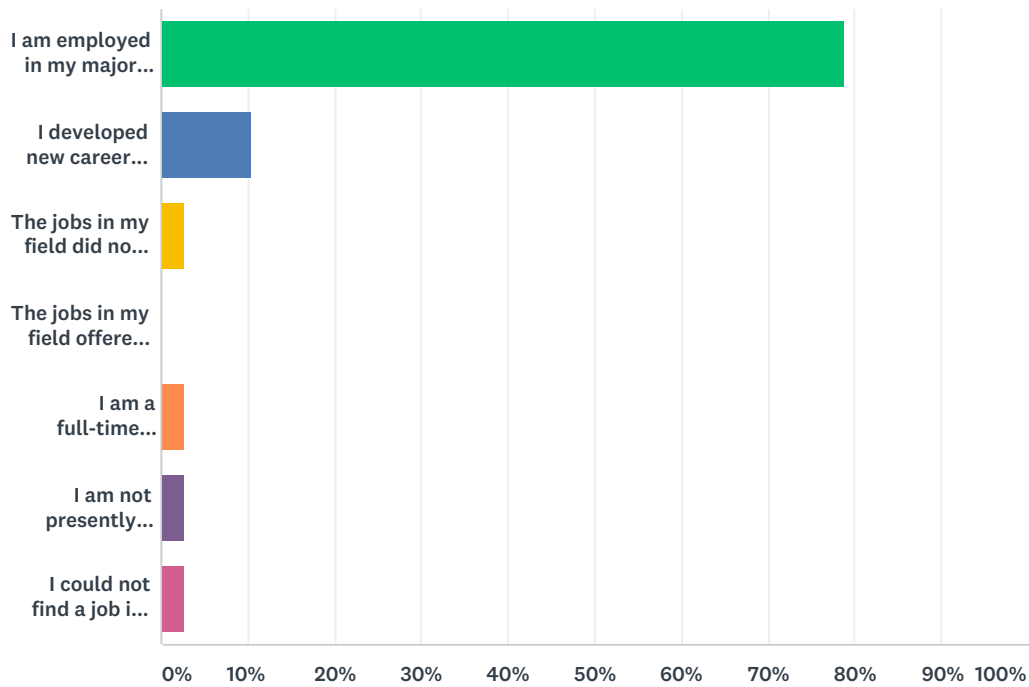
Answered: 40 Skipped: 0



ANSWER CHOICES	RESPONSES	
Often	75.00%	30
Occasionally	17.50%	7
Never	7.50%	3
TOTAL		40

Q6 Are you employed in the field of your Sitting Bull College degree/ emphasis? If not, why? (Choose one response)

Answered: 38 Skipped: 2



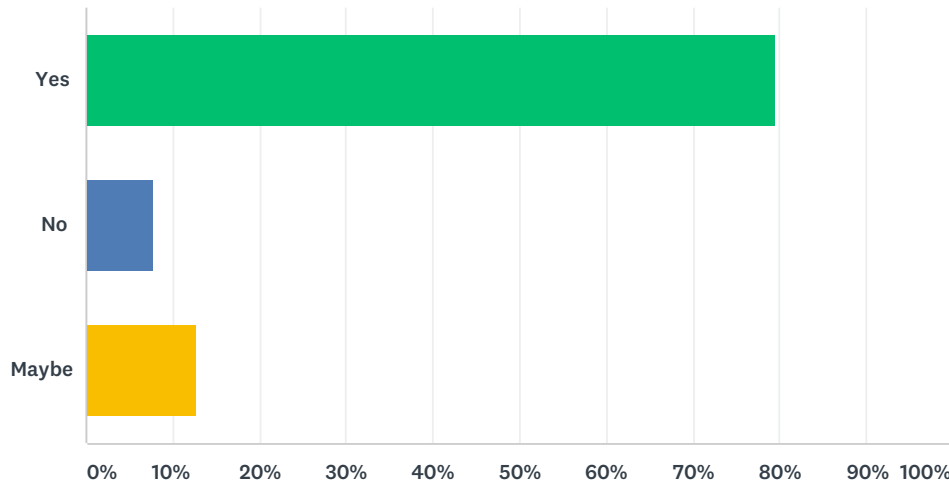
ANSWER CHOICES	RESPONSES	
I am employed in my major field	78.95%	30
I developed new career interests after leaving Sitting Bull College	10.53%	4
The jobs in my field did not pay well	2.63%	1
The jobs in my field offered few opportunities for advancement	0.00%	0
I am a full-time student	2.63%	1
I am not presently employed	2.63%	1
I could not find a job in _____ (major field)	2.63%	1
TOTAL		38

Q7 I am currently employed at _____ for _____ (how long).

Answered: 29 Skipped: 11

Q8 While at Sitting Bull College, did you develop a relationship with one or more faculty members such that you could ask for a letter of recommendation?

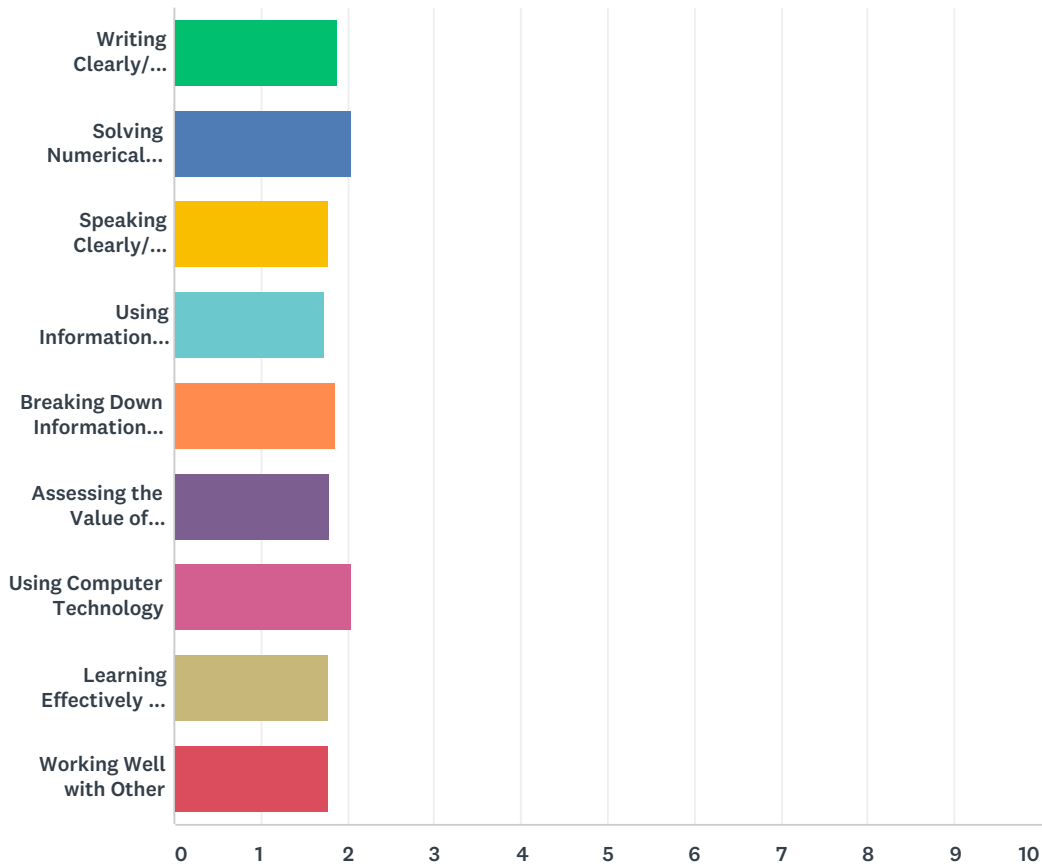
Answered: 39 Skipped: 1



ANSWER CHOICES	RESPONSES	
Yes	79.49%	31
No	7.69%	3
Maybe	12.82%	5
TOTAL		39

Q9 To what extent did your experience at Sitting Bull College contribute to your knowledge, skills, and personal development in the following areas?

Answered: 39 Skipped: 1

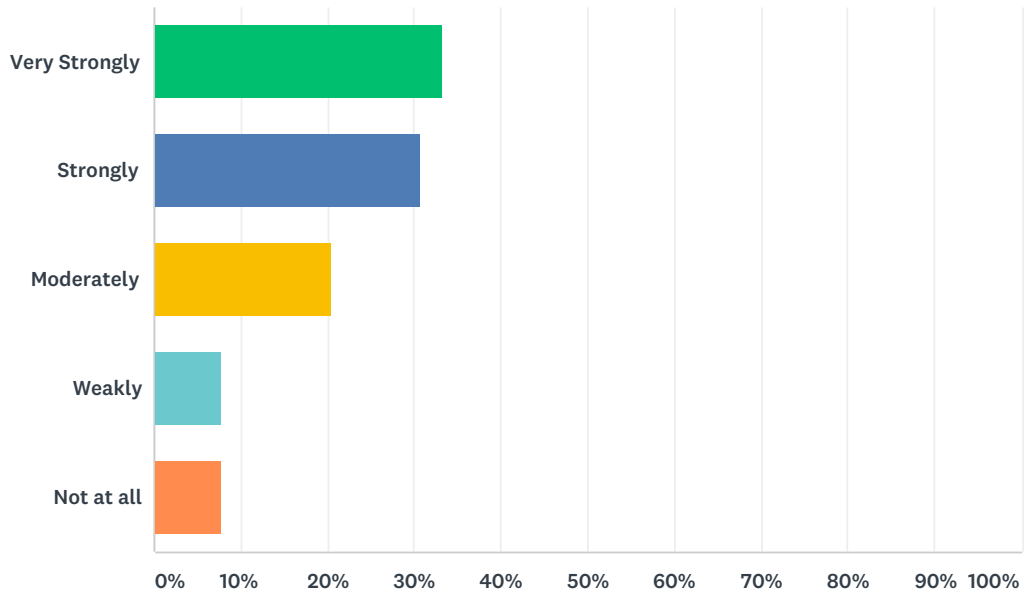


	VERY MUCH	QUITE A BIT	SOME	VERY LITTLE	TOTAL	WEIGHTED AVERAGE
Writing Clearly/ Effectively	44.74% 17	26.32% 10	23.68% 9	5.26% 2	38	1.89
Solving Numerical Problems	33.33% 13	35.90% 14	23.08% 9	7.69% 3	39	2.05
Speaking Clearly/ Effectively	53.85% 21	20.51% 8	20.51% 8	5.13% 2	39	1.77
Using Information Read/ Heard to Perform New Skill	48.72% 19	33.33% 13	12.82% 5	5.13% 2	39	1.74
Breaking Down Information into Basic Elements	41.03% 16	38.46% 15	12.82% 5	7.69% 3	39	1.87
Assessing the Value of Information Critically	43.59% 17	38.46% 15	12.82% 5	5.13% 2	39	1.79
Using Computer Technology	33.33% 13	35.90% 14	23.08% 9	7.69% 3	39	2.05

Learning Effectively on Your Own	51.28%	25.64%	17.95%	5.13%		
	20	10	7	2	39	1.77
Working Well with Other	48.72%	30.77%	15.38%	5.13%		
	19	12	6	2	39	1.77

Q10 To what extent do you feel connected to Sitting Bull College?

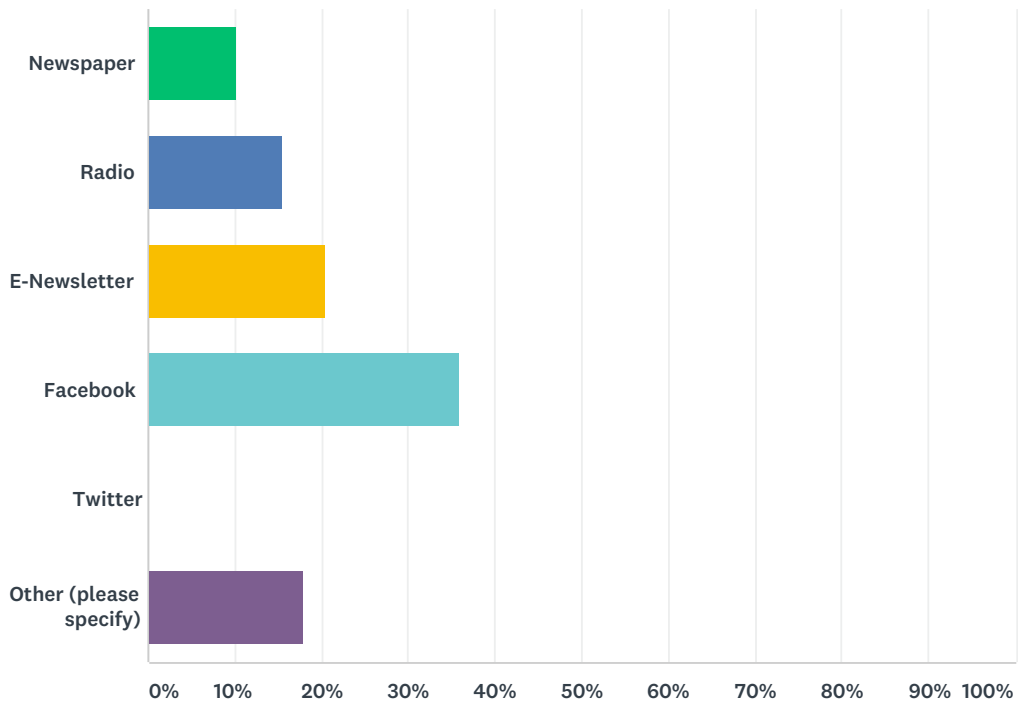
Answered: 39 Skipped: 1



ANSWER CHOICES	RESPONSES	
Very Strongly	33.33%	13
Strongly	30.77%	12
Moderately	20.51%	8
Weakly	7.69%	3
Not at all	7.69%	3
TOTAL		39

Q11 Which of the following activities appeal to you as an opportunity to stay connected to the college?

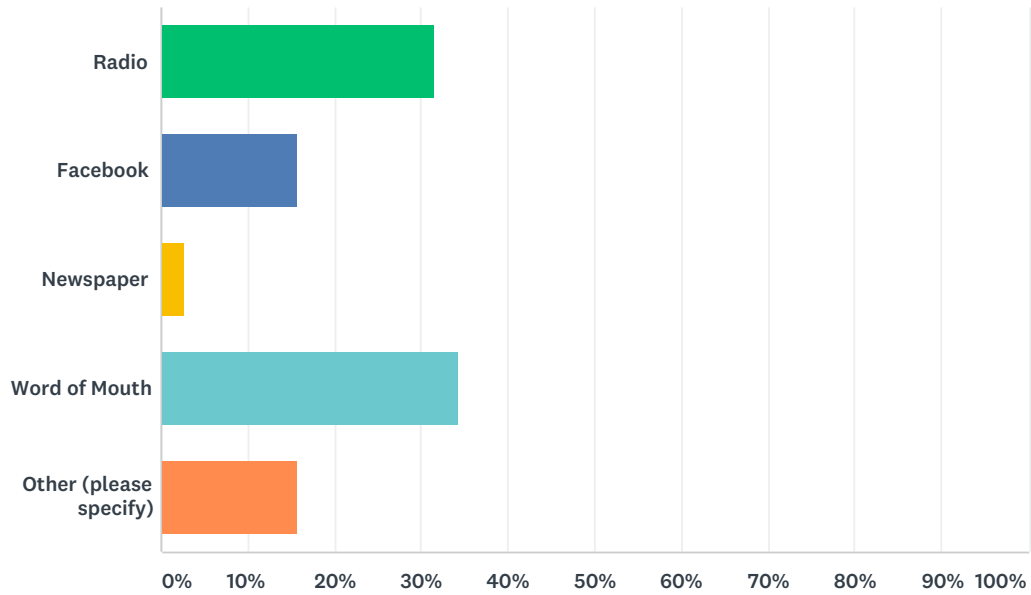
Answered: 39 Skipped: 1



ANSWER CHOICES	RESPONSES	
Newspaper	10.26%	4
Radio	15.38%	6
E-Newsletter	20.51%	8
Facebook	35.90%	14
Twitter	0.00%	0
Other (please specify)	17.95%	7
TOTAL		39

Q12 How do you hear most about Sitting Bull College?

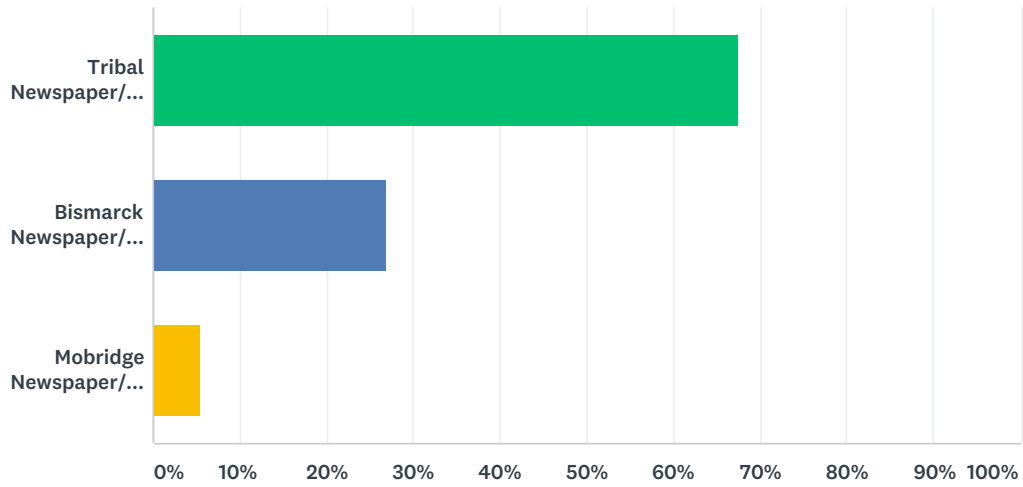
Answered: 38 Skipped: 2



ANSWER CHOICES	RESPONSES	
Radio	31.58%	12
Facebook	15.79%	6
Newspaper	2.63%	1
Word of Mouth	34.21%	13
Other (please specify)	15.79%	6
TOTAL		38

Q13 What media do you listen to most often?

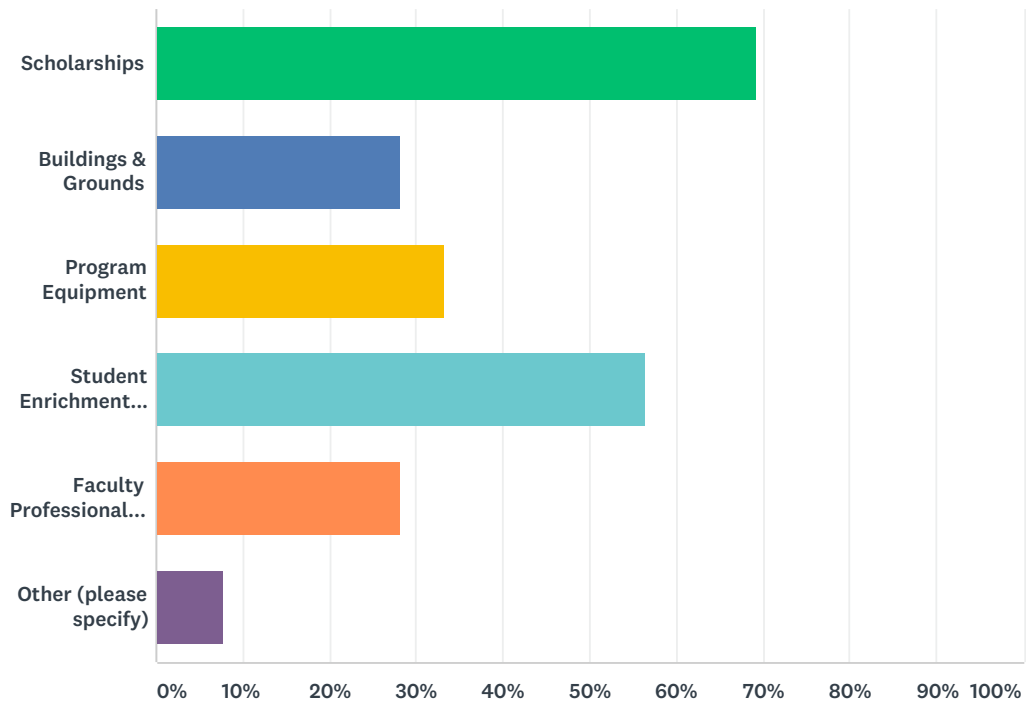
Answered: 37 Skipped: 3



ANSWER CHOICES	RESPONSES	
Tribal Newspaper/ Radio	67.57%	25
Bismarck Newspaper/ Radio	27.03%	10
Mobridge Newspaper/ Radio	5.41%	2
TOTAL		37

Q14 As an alumnus, I think donations to the college should support activities such as: (mark all that apply)

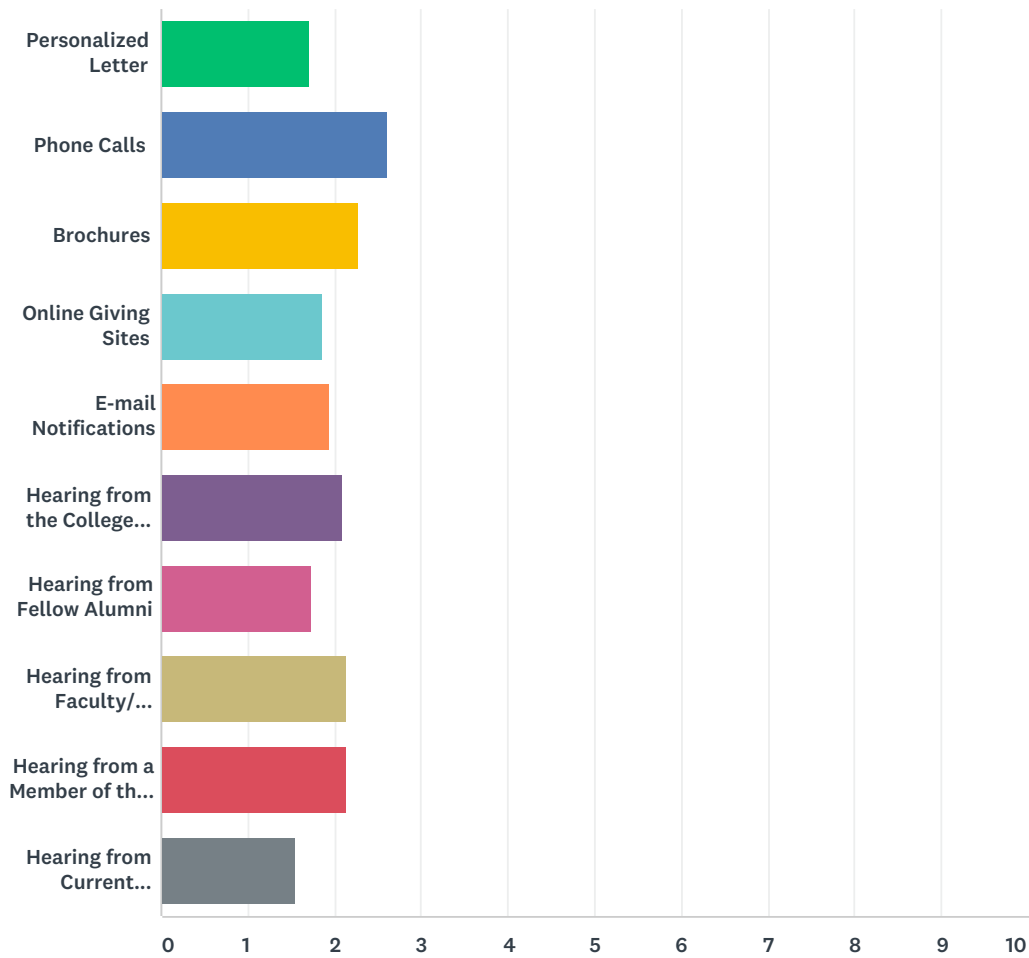
Answered: 39 Skipped: 1



ANSWER CHOICES	RESPONSES	
Scholarships	69.23%	27
Buildings & Grounds	28.21%	11
Program Equipment	33.33%	13
Student Enrichment Activities	56.41%	22
Faculty Professional Development	28.21%	11
Other (please specify)	7.69%	3
Total Respondents: 39		

Q15 To what extent do you consider the following methods effective ways to garner alumni financial support?

Answered: 39 Skipped: 1

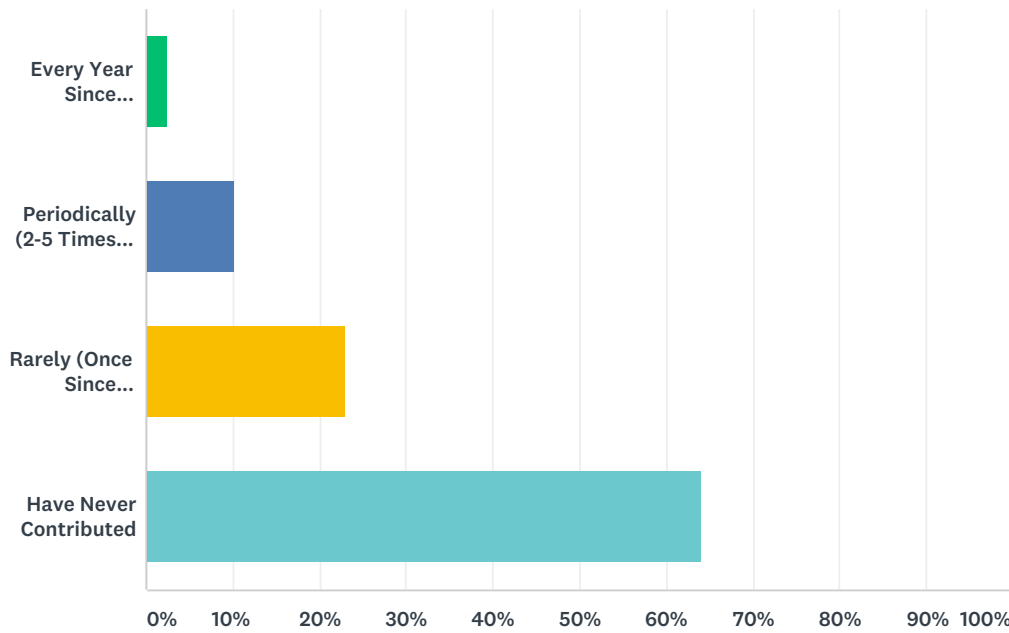


	VERY MUCH	QUITE A BIT	SOME	VERY LITTLE	TOTAL	WEIGHTED AVERAGE
Personalized Letter	52.63% 20	28.95% 11	13.16% 5	5.26% 2	38	1.71
Phone Calls	30.56% 11	8.33% 3	30.56% 11	30.56% 11	36	2.61
Brochures	37.14% 13	17.14% 6	25.71% 9	20.00% 7	35	2.29
Online Giving Sites	43.24% 16	37.84% 14	8.11% 3	10.81% 4	37	1.86
E-mail Notifications	42.86% 15	28.57% 10	20.00% 7	8.57% 3	35	1.94
Hearing from the College President	43.59% 17	23.08% 9	12.82% 5	20.51% 8	39	2.10
Hearing from Fellow Alumni	50.00% 19	34.21% 13	7.89% 3	7.89% 3	38	1.74

Hearing from Faculty/ Academic Deans	36.11% 13	27.78% 10	22.22% 8	13.89% 5	36	2.14
Hearing from a Member of the Board of Trustees	43.24% 16	18.92% 7	18.92% 7	18.92% 7	37	2.14
Hearing from Current Students	66.67% 26	20.51% 8	5.13% 2	7.69% 3	39	1.54

Q16 Which of the following best describes your recent history in terms of financial donation to Sitting Bull College?

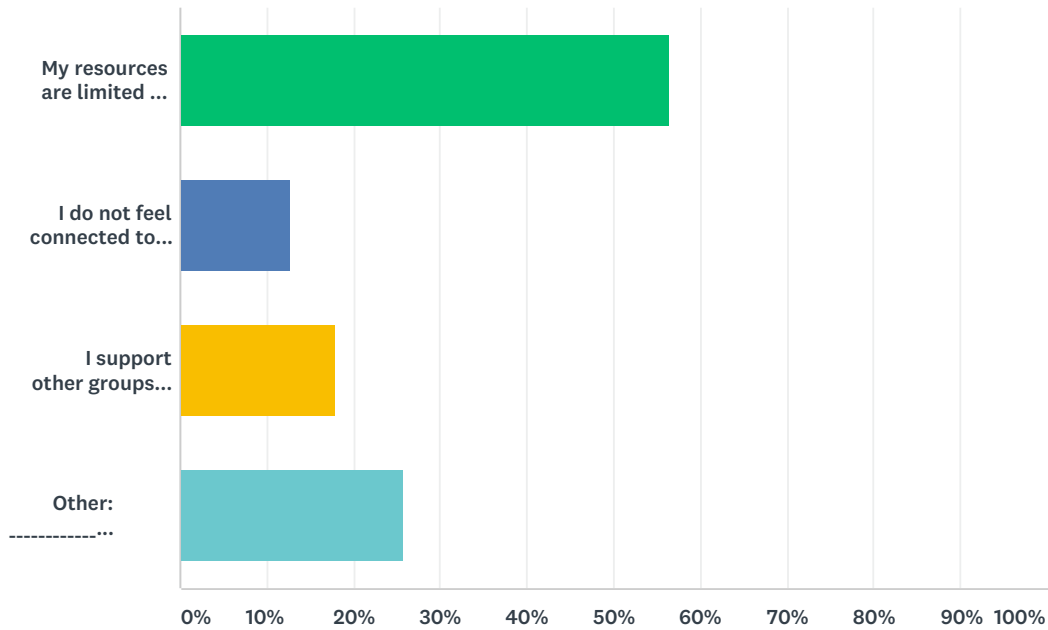
Answered: 39 Skipped: 1



ANSWER CHOICES	RESPONSES	
Every Year Since Graduation	2.56%	1
Periodically (2-5 Times Since Graduation)	10.26%	4
Rarely (Once Since Graduation)	23.08%	9
Have Never Contributed	64.10%	25
TOTAL		39

Q17 Up to this point, which of the following reasons might explain why you have been unable to contribute (or contribute more) to Sitting Bull College? (mark all that apply)

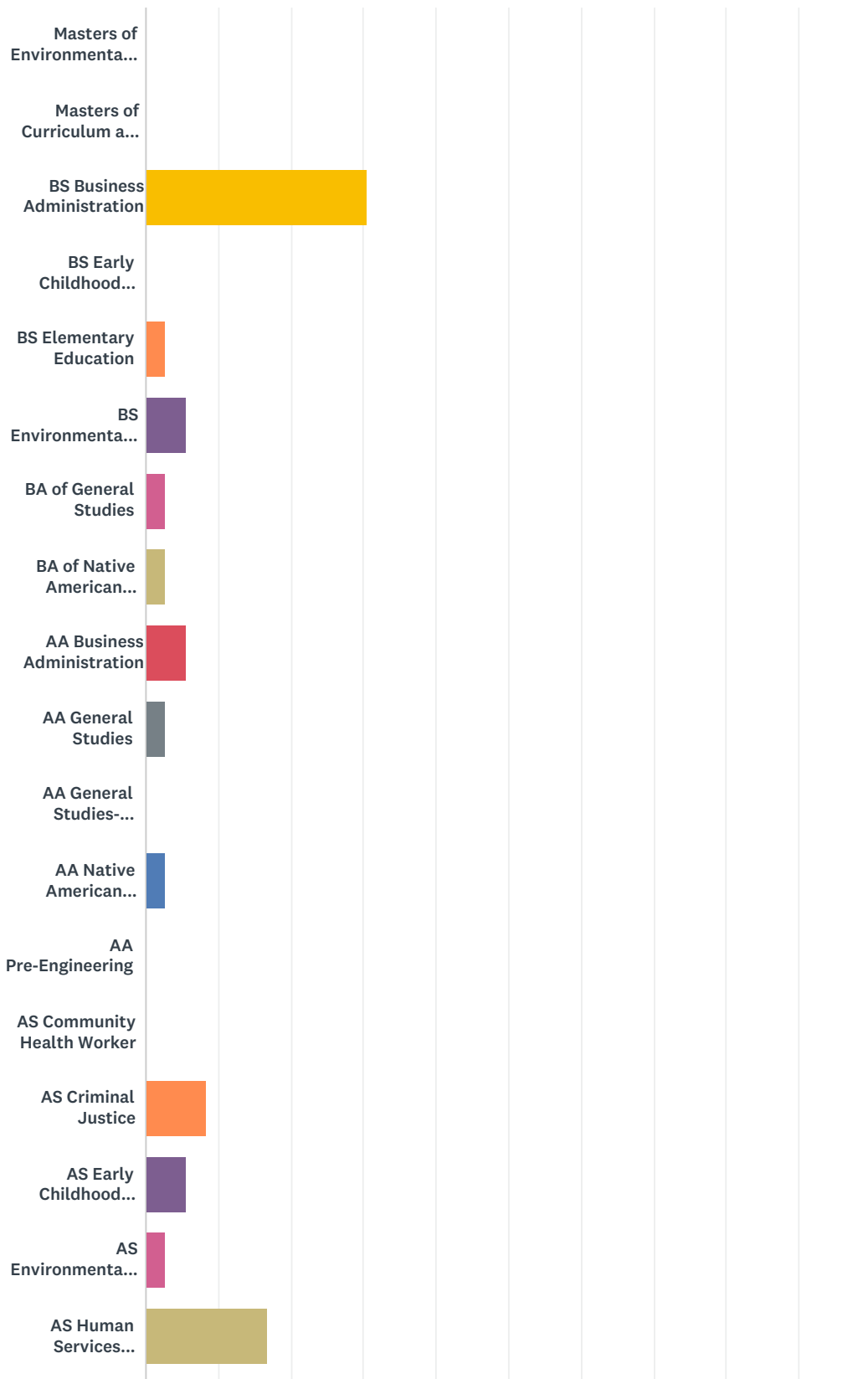
Answered: 39 Skipped: 1



ANSWER CHOICES	RESPONSES	
My resources are limited for contribution purposes	56.41%	22
I do not feel connected to Sitting Bull College	12.82%	5
I support other groups in my community	17.95%	7
Other: _____	25.64%	10
Total Respondents: 39		

Q18 Which program did you earn your Sitting Bull College degree in? (if earning multiple degrees, please indicate primary degree only)

Answered: 36 Skipped: 4



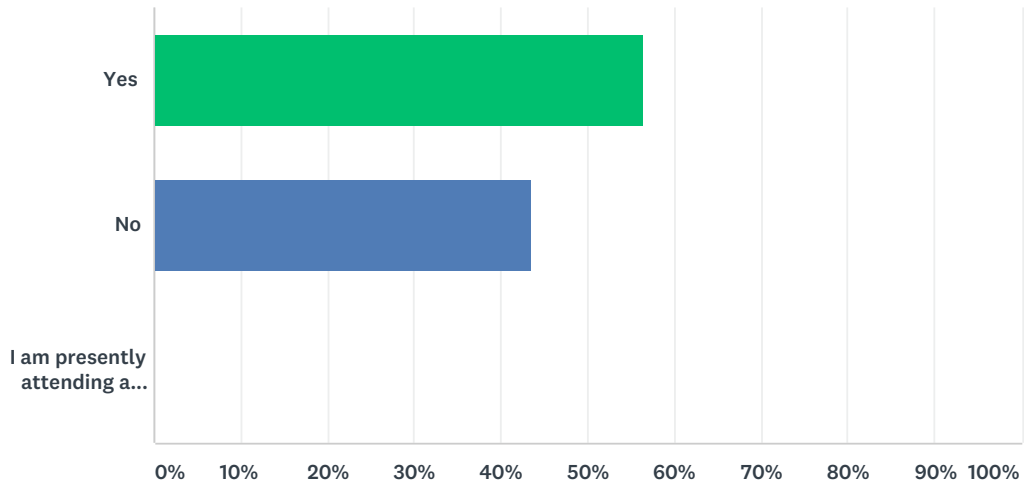


ANSWER CHOICES	RESPONSES	
Masters of Environmental Science	0.00%	0
Masters of Curriculum and Instruction Education	0.00%	0
BS Business Administration	30.56%	11
BS Early Childhood Education	0.00%	0
BS Elementary Education	2.78%	1
BS Environmental Science	5.56%	2
BA of General Studies	2.78%	1
BA of Native American Studies	2.78%	1
AA Business Administration	5.56%	2
AA General Studies	2.78%	1
AA General Studies- Nursing Transfer	0.00%	0
AA Native American Studies	2.78%	1
AA Pre-Engineering	0.00%	0
AS Community Health Worker	0.00%	0
AS Criminal Justice	8.33%	3
AS Early Childhood Education	5.56%	2
AS Environmental Science	2.78%	1
AS Human Services Technician	16.67%	6
AS Information Technology	8.33%	3
AS Lakhotiyapi/Dakhotiyapi	0.00%	0
AS Practical Nursing	0.00%	0
AS Teacher Education	2.78%	1
AAS Building Trades	0.00%	0
AAS Lay Advocate/ Paralegal	0.00%	0
Commercial Drivers License Certificate	0.00%	0
Community Health Worker Certificate	0.00%	0
Electrical Certificate	0.00%	0
Framing Certificate	0.00%	0
Heavy Equipment Operations I Certificate	0.00%	0
Heavy Equipment Operations II Certificate	0.00%	0
Home Energy Audit Certificate	0.00%	0
Information Technology Certificate	0.00%	0
Interior Construction Certificate	0.00%	0
Lakhotiyapi/Dakhotiyapi I Certificate	0.00%	0

Lakhotiyapi/Dakhotiyapi II Certificate	0.00%	0
Oil Drilling Certificate	0.00%	0
Water Treatment Technician Certificate	0.00%	0
Welding Certificate	0.00%	0
TOTAL		36

Q19 Have you earned a bachelor's degree or higher?

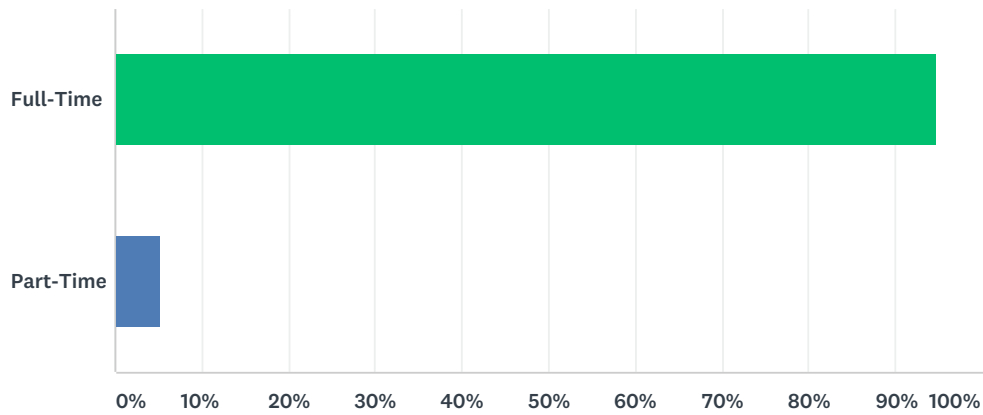
Answered: 39 Skipped: 1



ANSWER CHOICES	RESPONSES	
Yes	56.41%	22
No	43.59%	17
I am presently attending a 4-year school	0.00%	0
TOTAL		39

Q20 For the most part, were you a full-time or part-time student at Sitting Bull College?

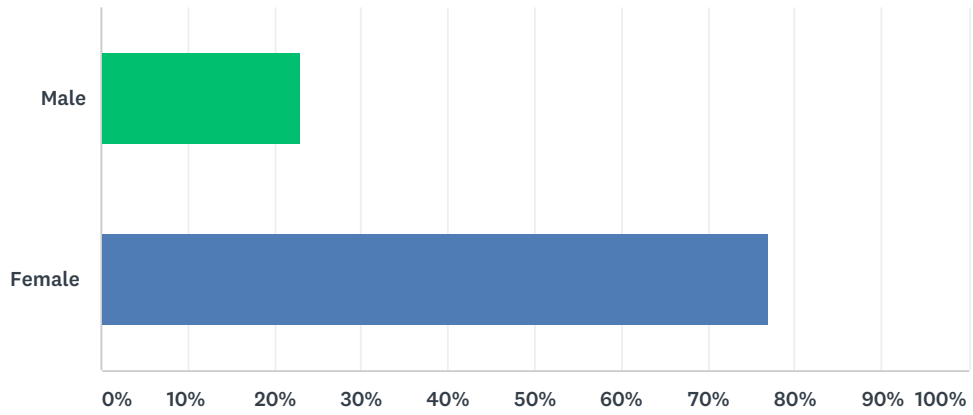
Answered: 39 Skipped: 1



ANSWER CHOICES	RESPONSES	
Full-Time	94.87%	37
Part-Time	5.13%	2
TOTAL		39

Q21 What is your gender?

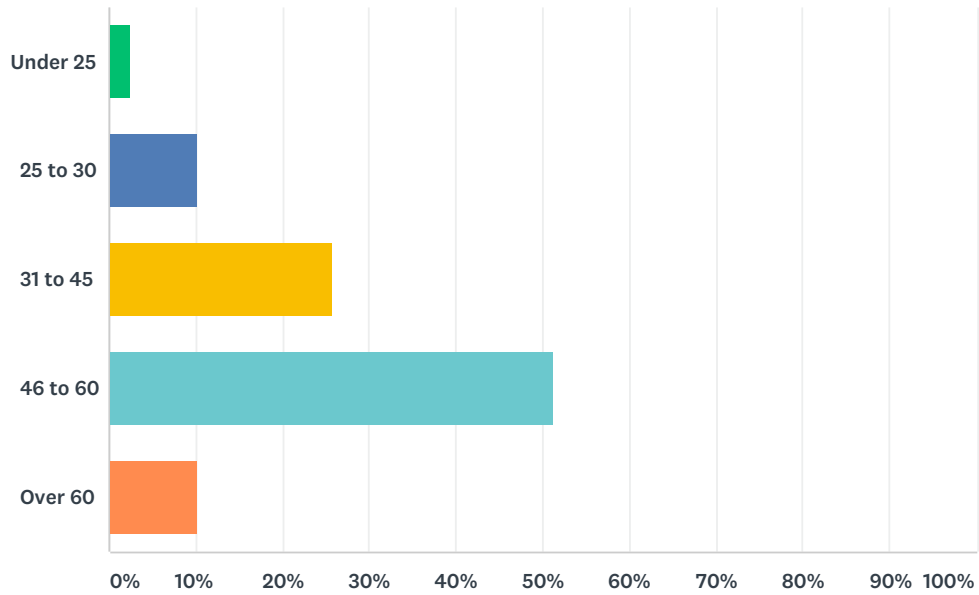
Answered: 39 Skipped: 1



ANSWER CHOICES	RESPONSES	
Male	23.08%	9
Female	76.92%	30
TOTAL		39

Q22 What is your current age range?

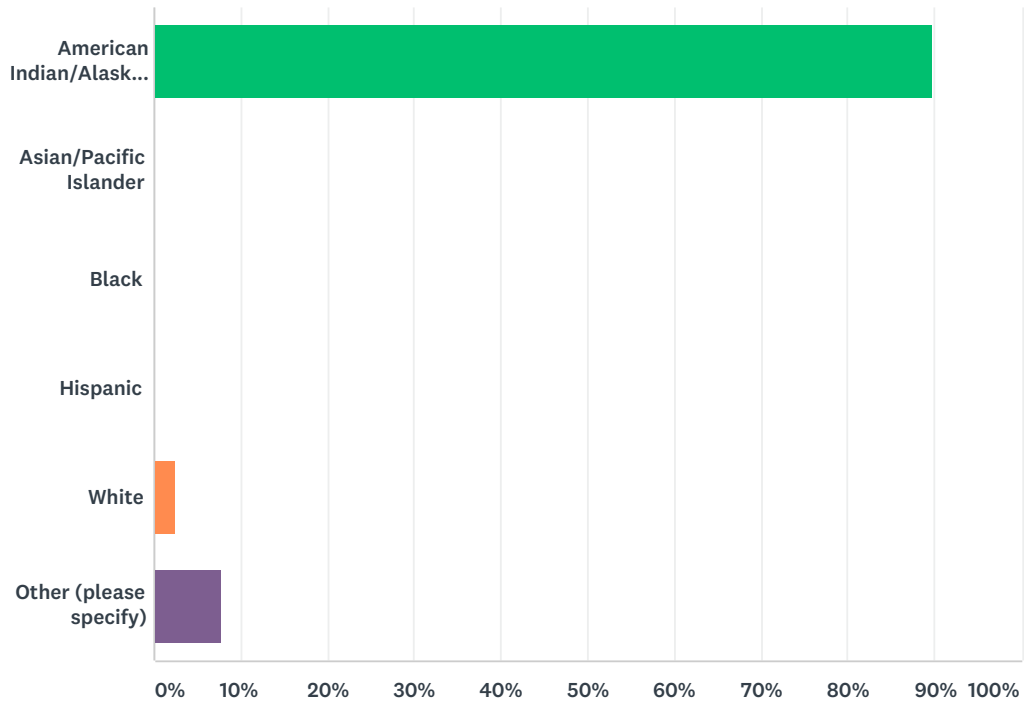
Answered: 39 Skipped: 1



ANSWER CHOICES	RESPONSES	
Under 25	2.56%	1
25 to 30	10.26%	4
31 to 45	25.64%	10
46 to 60	51.28%	20
Over 60	10.26%	4
TOTAL		39

Q23 What is your ethnicity/race?

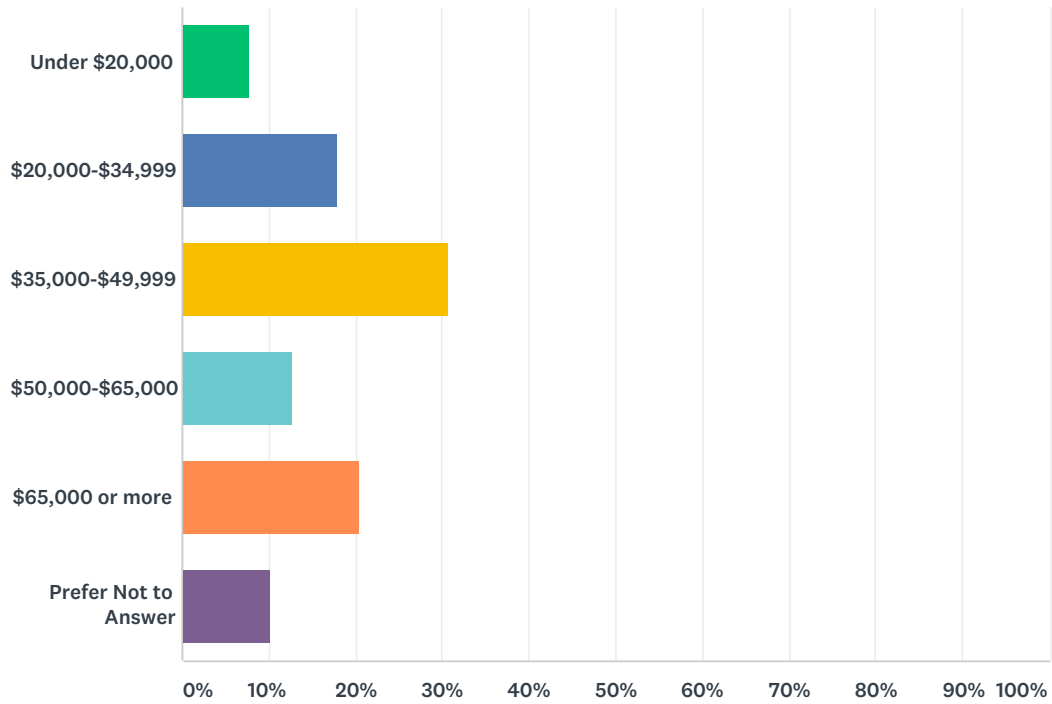
Answered: 39 Skipped: 1



ANSWER CHOICES	RESPONSES	
American Indian/Alaskan Native	89.74%	35
Asian/Pacific Islander	0.00%	0
Black	0.00%	0
Hispanic	0.00%	0
White	2.56%	1
Other (please specify)	7.69%	3
TOTAL		39

Q24 What is your current annual salary range?

Answered: 39 Skipped: 1



ANSWER CHOICES	RESPONSES	
Under \$20,000	7.69%	3
\$20,000-\$34,999	17.95%	7
\$35,000-\$49,999	30.77%	12
\$50,000-\$65,000	12.82%	5
\$65,000 or more	20.51%	8
Prefer Not to Answer	10.26%	4
TOTAL		39