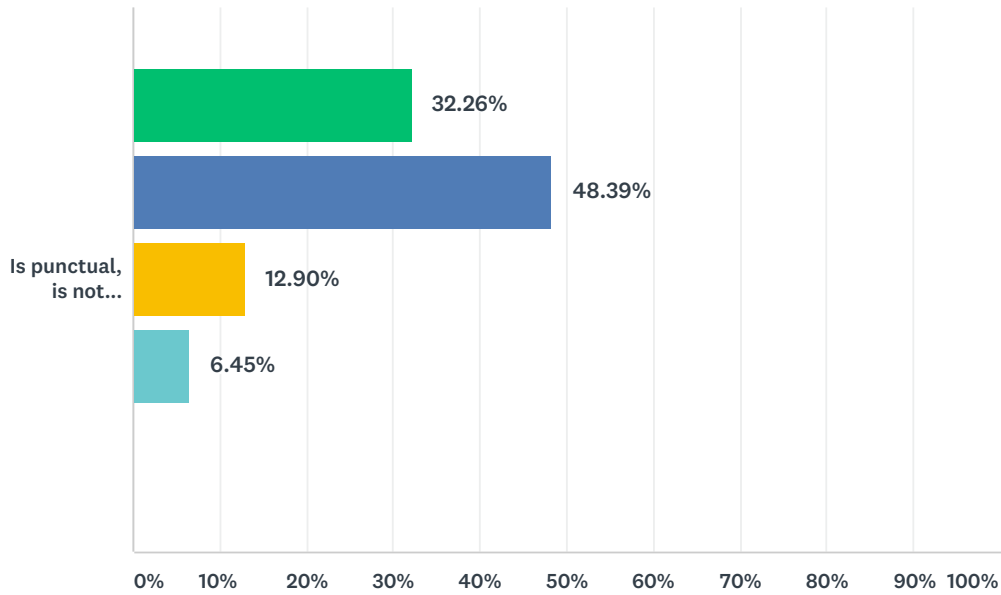


Q1 Dependable?

Answered: 31 Skipped: 0

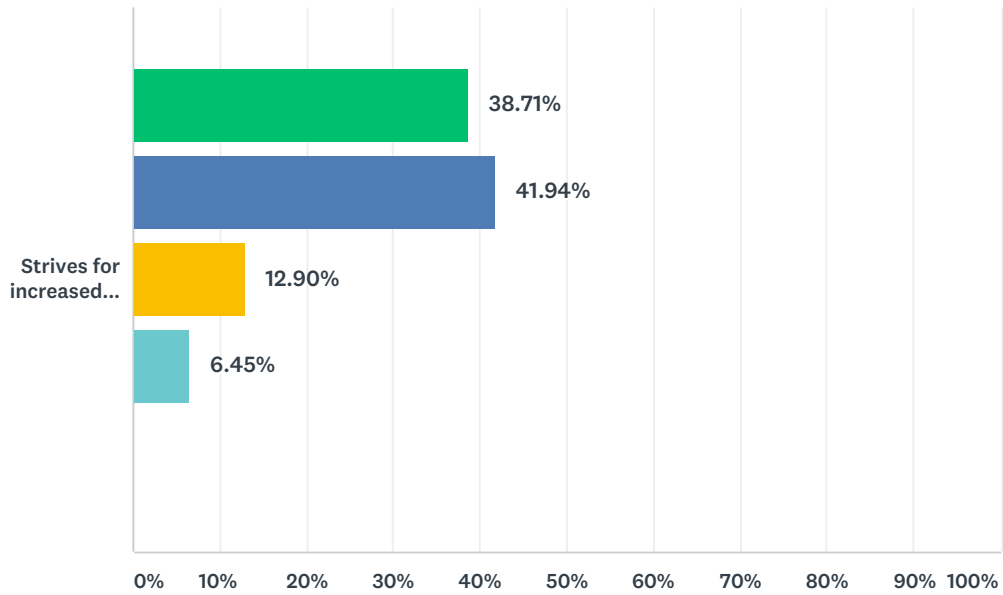


■ 5-Above Average
 ■ 4-Satisfactory
 ■ 3-Fair
 ■ 2-Unsatisfactory
■ 1-Not Applicable

	5-ABOVE AVERAGE	4-SATISFACTORY	3-FAIR	2-UNSATISFACTORY	1-NOT APPLICABLE	TOTAL	WEIGHTED AVERAGE
Is punctual, is not excessively absent from job, generally dependable.	32.26% 10	48.39% 15	12.90% 4	6.45% 2	0.00% 0	31	1.00

Q2 Initiative?

Answered: 31 Skipped: 0

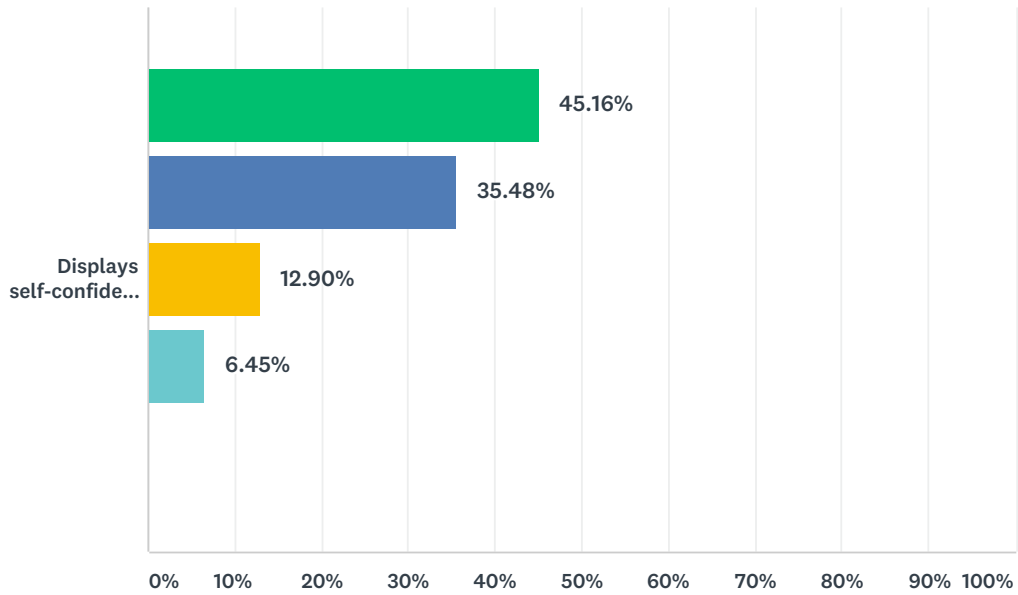


■ 5-Above Average
 ■ 4-Satisfactory
 ■ 3-Fair
 ■ 2-Unsatisfactory
■ 1-Not Applicable

	5-ABOVE AVERAGE	4-SATISFACTORY	3-FAIR	2-UNSATISFACTORY	1-NOT APPLICABLE	TOTAL	WEIGHTED AVERAGE
Strives for increased responsibility, seeks out work, keeps busy, willing to put in extra time.	38.71% 12	41.94% 13	12.90% 4	6.45% 2	0.00% 0	31	1.00

Q3 Professional Manner?

Answered: 31 Skipped: 0

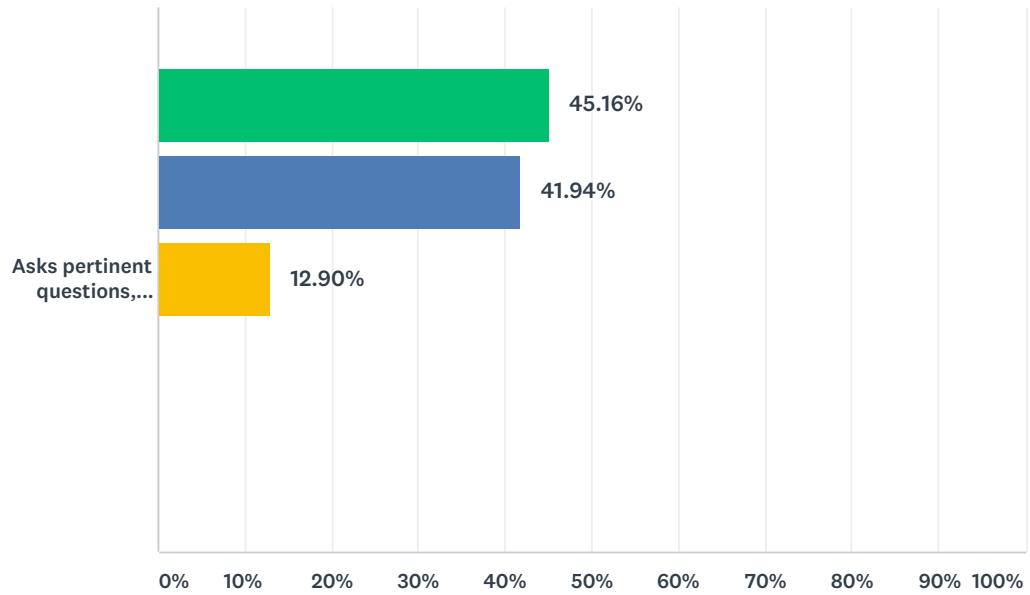


■ 5-Above Average
 ■ 4-Satisfactory
 ■ 3-Fair
 ■ 2-Unsatisfactory
■ 1- Not Applicable

	5-ABOVE AVERAGE	4-SATISFACTORY	3-FAIR	2-UNSATISFACTORY	1- NOT APPLICABLE	TOTAL	WEIGHTED AVERAGE
Displays self-confidence, dresses appropriately, handles situations effectively, creates a positive image.	45.16% 14	35.48% 11	12.90% 4	6.45% 2	0.00% 0	31	1.00

Q4 Recognizes When Help / Advice Is Needed?

Answered: 31 Skipped: 0

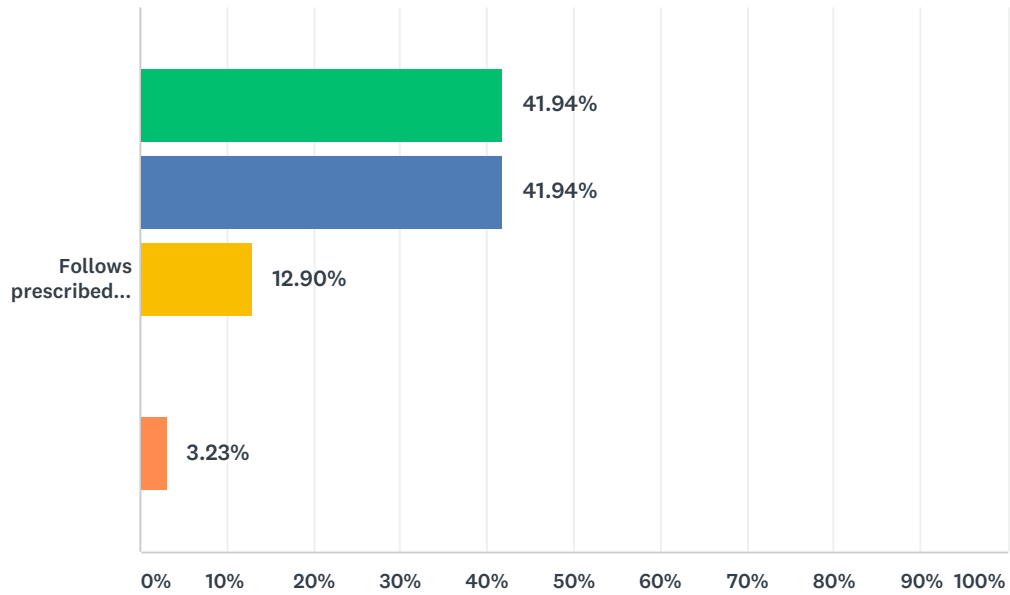


■ 5-Above Average
 ■ 4-Satisfactory
 ■ 3-Fair
 ■ 2-Unsatisfactory
■ 1-Not Applicable

	5-ABOVE AVERAGE	4-SATISFACTORY	3-FAIR	2-UNSATISFACTORY	1-NOT APPLICABLE	TOTAL	WEIGHTED AVERAGE
Asks pertinent questions, seeks clarification when needed.	45.16% 14	41.94% 13	12.90% 4	0.00% 0	0.00% 0	31	1.00

Q5 Practices Safety Habits?

Answered: 31 Skipped: 0

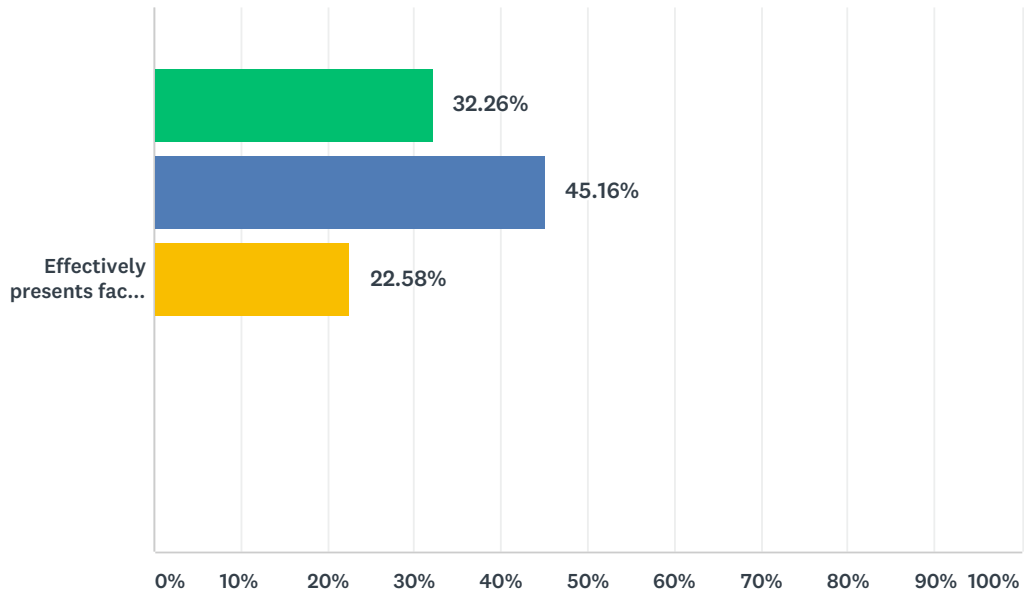


■ 5-Above Average
 ■ 4-Satisfactory
 ■ 3-Fair
 ■ 2-Unsatisfactory
■ 1-Not Applicable

	5-ABOVE AVERAGE	4-SATISFACTORY	3-FAIR	2-UNSATISFACTORY	1-NOT APPLICABLE	TOTAL	WEIGHTED AVERAGE
Follows prescribed safety standards, takes care of company property.	41.94% 13	41.94% 13	12.90% 4	0.00% 0	3.23% 1	31	1.00

Q6 Communication Skills: Oral and Written?

Answered: 31 Skipped: 0

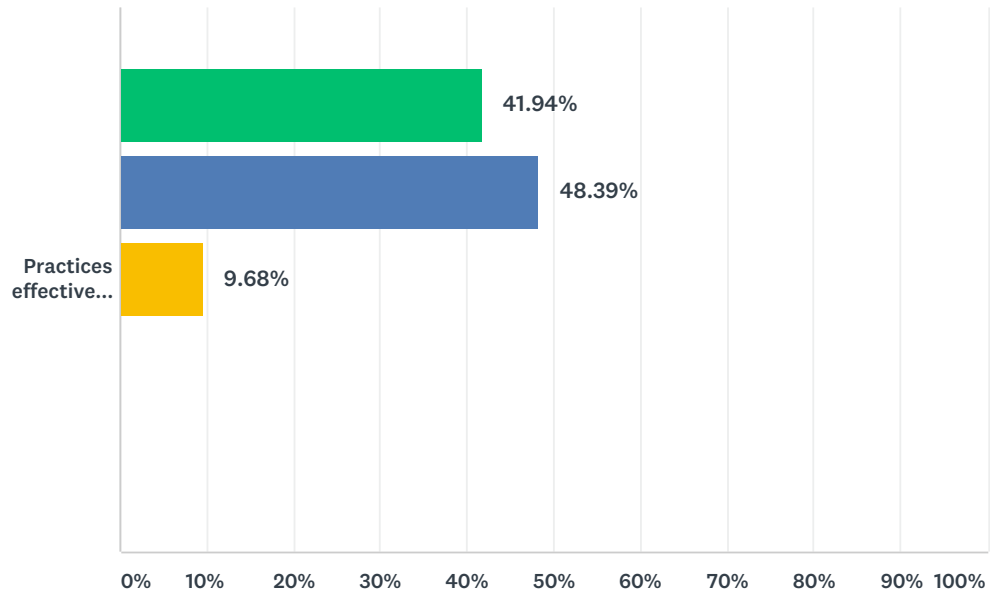


■ 5-Above Average
 ■ 4-Satisfactory
 ■ 3-Fair
 ■ 2-Unsatisfactory
■ 1-Not Applicable

	5-ABOVE AVERAGE	4-SATISFACTORY	3-FAIR	2-UNSATISFACTORY	1-NOT APPLICABLE	TOTAL	WEIGHTED AVERAGE
Effectively presents facts and ideas with both oral and written skills.	32.26% 10	45.16% 14	22.58% 7	0.00% 0	0.00% 0	31	1.00

Q7 Communication Skills: Listening and Nonverbal?

Answered: 31 Skipped: 0

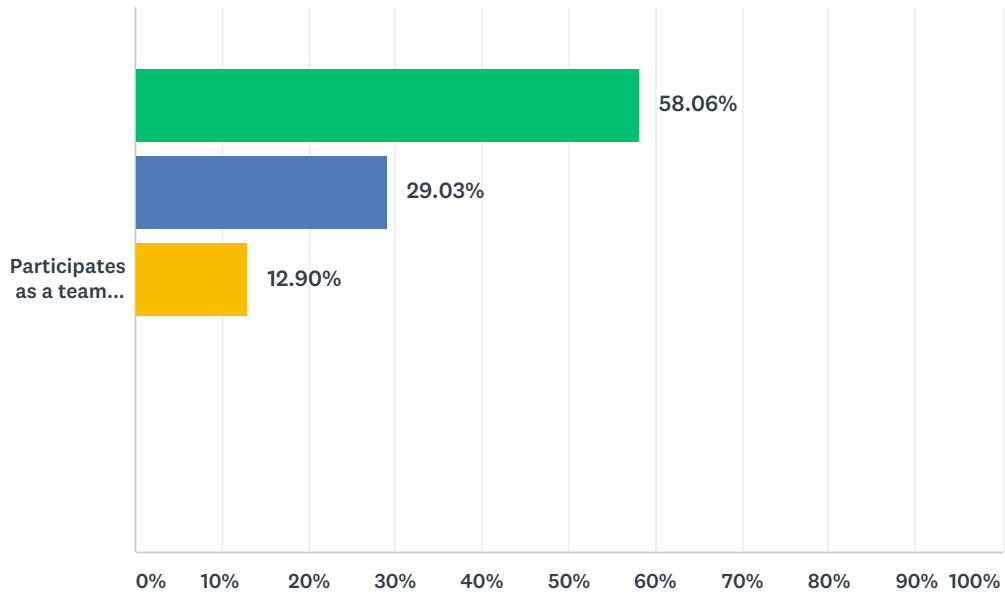


■ 5-Above Average
 ■ 4-Satisfactory
 ■ 3-Fair
 ■ 2-Unsatisfactory
■ 1-Not Applicable

	5-ABOVE AVERAGE	4-SATISFACTORY	3-FAIR	2-UNSATISFACTORY	1-NOT APPLICABLE	TOTAL	WEIGHTED AVERAGE
Practices effective listening and nonverbal skills.	41.94% 13	48.39% 15	9.68% 3	0.00% 0	0.00% 0	31	1.00

Q8 Works Cooperatively With Others?

Answered: 31 Skipped: 0

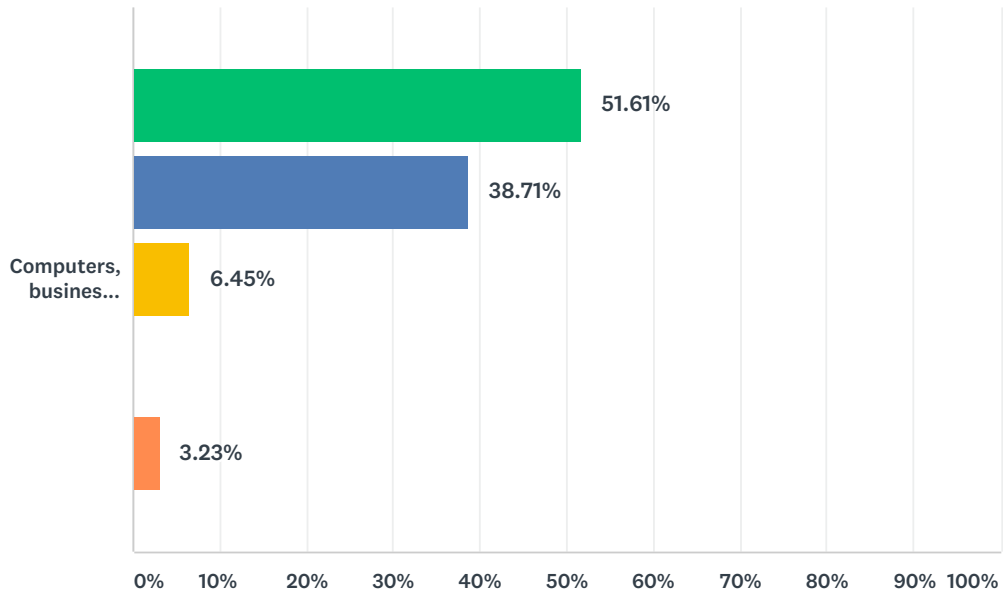


■ 5-Above Average
 ■ 4-Satisfactory
 ■ 3-Fair
 ■ 2-Unsatisfactory
■ 1-Not Applicable

	5-ABOVE AVERAGE	4-SATISFACTORY	3-FAIR	2-UNSATISFACTORY	1-NOT APPLICABLE	TOTAL	WEIGHTED AVERAGE
Participates as a team member: respects peers, subordinates, supervisors, and customers.	58.06% 18	29.03% 9	12.90% 4	0.00% 0	0.00% 0	31	1.00

Q9 Knowledge of Technical Equipment: Job Related?

Answered: 31 Skipped: 0

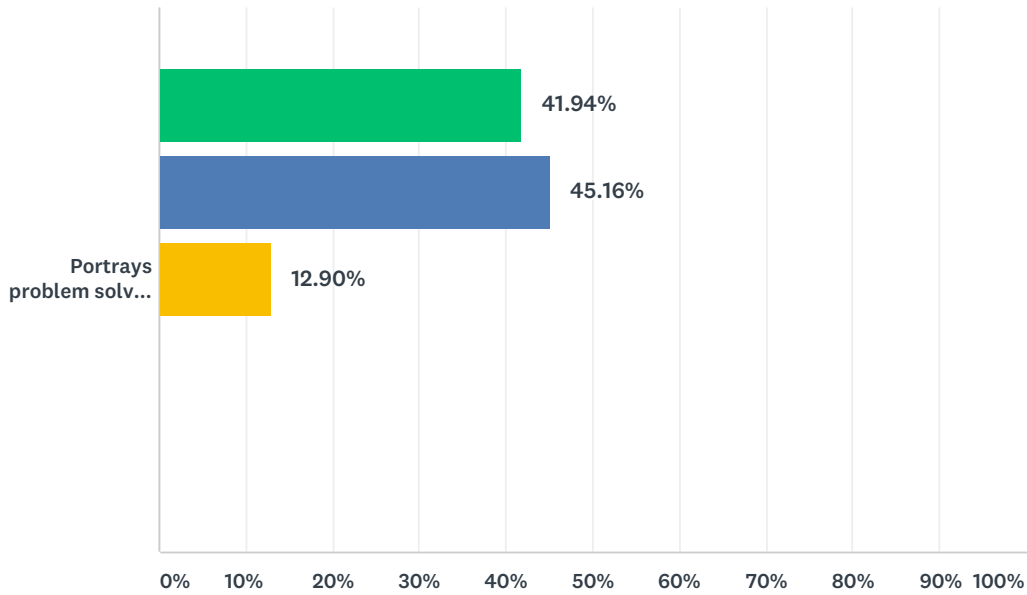


■ 5-Above Average
 ■ 4-Satisfactory
 ■ 3-Fair
 ■ 2-Unsatisfactory
■ 1-Not Applicable

	5-ABOVE AVERAGE	4-SATISFACTORY	3-FAIR	2-UNSATISFACTORY	1-NOT APPLICABLE	TOTAL	WEIGHTED AVERAGE
Computers, business software, general office equipment which may include copiers, fax machines, telephones, printers, etc.	51.61% 16	38.71% 12	6.45% 2	0.00% 0	3.23% 1	31	1.00

Q10 Resourcefulness?

Answered: 31 Skipped: 0

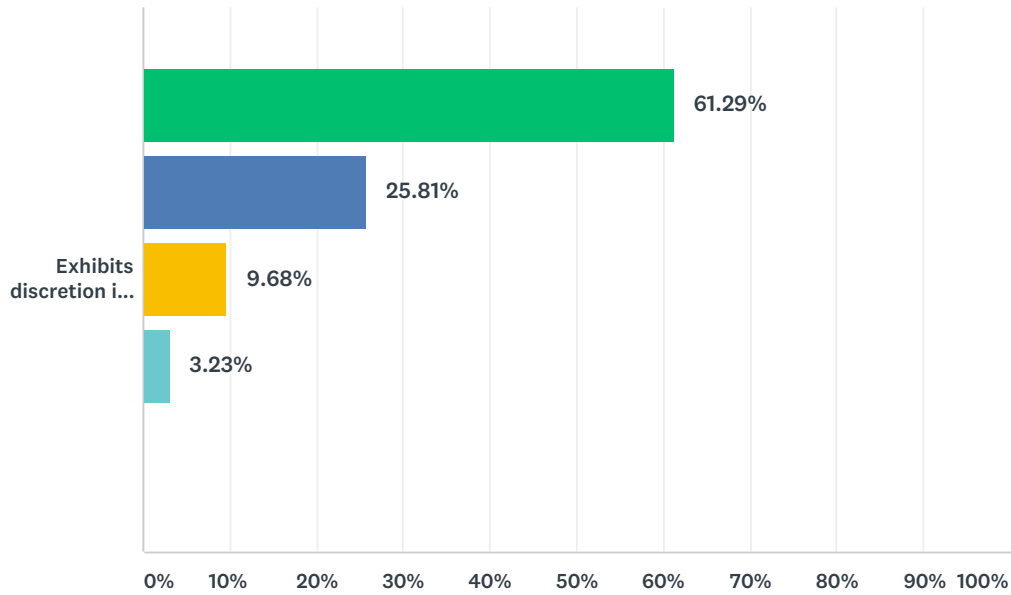


■ 5-Above Average
 ■ 4-Satisfactory
 ■ 3-Fair
 ■ 2-Unsatisfactory
■ 1-Not Applicable

	5-ABOVE AVERAGE	4-SATISFACTORY	3-FAIR	2-UNSATISFACTORY	1-NOT APPLICABLE	TOTAL	WEIGHTED AVERAGE
Portrays problem solving ability, recognizes potential problems and makes corrections, adapts to new situations, finds sound alternatives.	41.94% 13	45.16% 14	12.90% 4	0.00% 0	0.00% 0	31	1.00

Q11 Integrity / Ethics?

Answered: 31 Skipped: 0

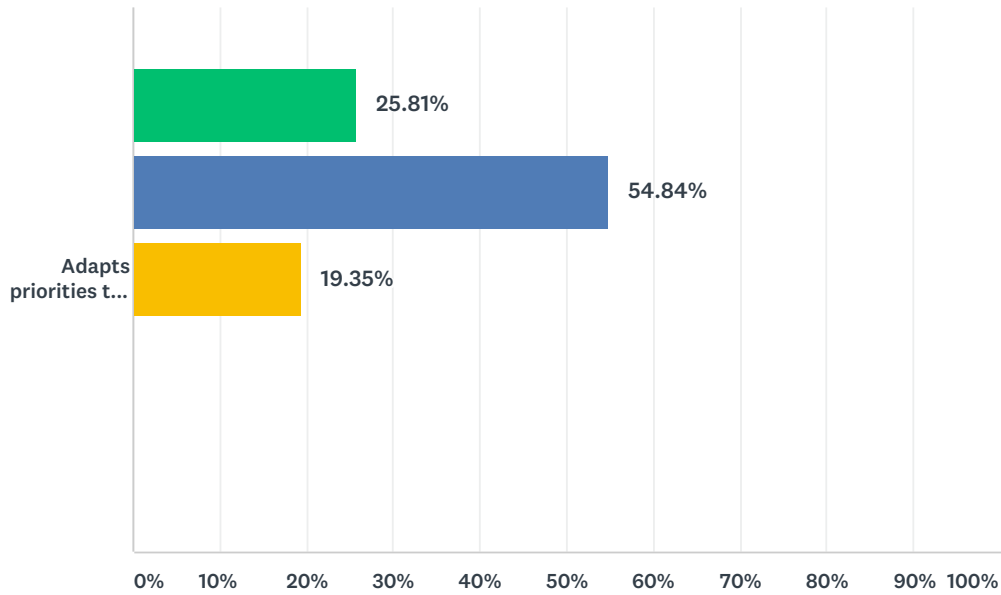


■ 5-Above Average
 ■ 4-Satisfactory
 ■ 3-Fair
 ■ 2-Unsatisfactory
■ 1-Not Applicable

	5-ABOVE AVERAGE	4-SATISFACTORY	3-FAIR	2-UNSATISFACTORY	1-NOT APPLICABLE	TOTAL	WEIGHTED AVERAGE
Exhibits discretion in handling confidential information, dedication to job / company, acts appropriately in situations when ethics are questioned.	61.29% 19	25.81% 8	9.68% 3	3.23% 1	0.00% 0	31	1.00

Q12 Organizes and Handles Multiple Tasks?

Answered: 31 Skipped: 0

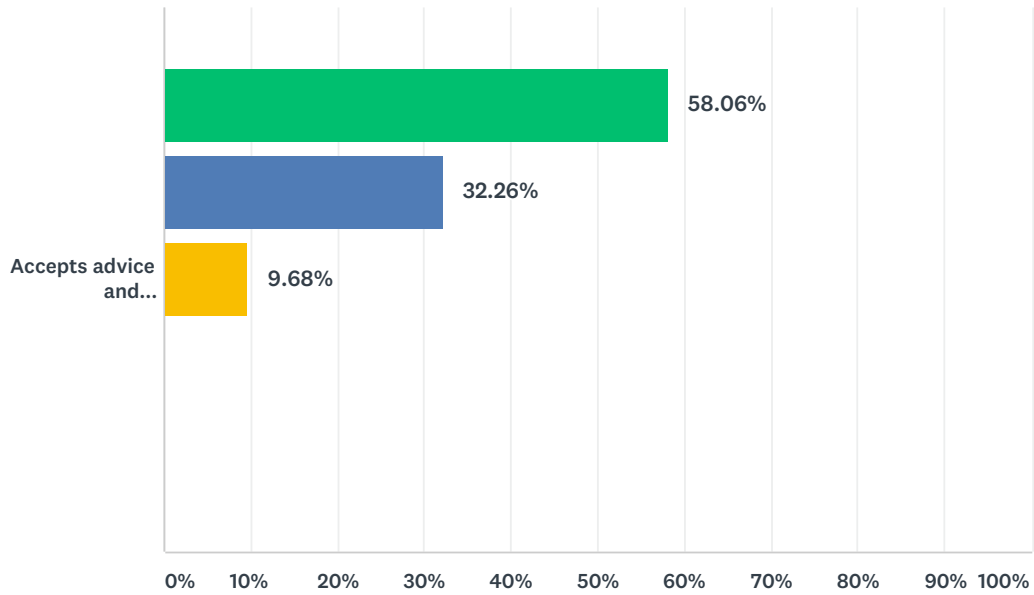


■ 5-Above Average
 ■ 4-Satisfactory
 ■ 3-Fair
 ■ 2-Unsatisfactory
■ 1-Not Applicable

	5-ABOVE AVERAGE	4-SATISFACTORY	3-FAIR	2-UNSATISFACTORY	1-NOT APPLICABLE	TOTAL	WEIGHTED AVERAGE
Adapts priorities to situation, uses good judgment, completes tasks on time.	25.81% 8	54.84% 17	19.35% 6	0.00% 0	0.00% 0	31	1.00

Q13 Works Well Under Supervision?

Answered: 31 Skipped: 0

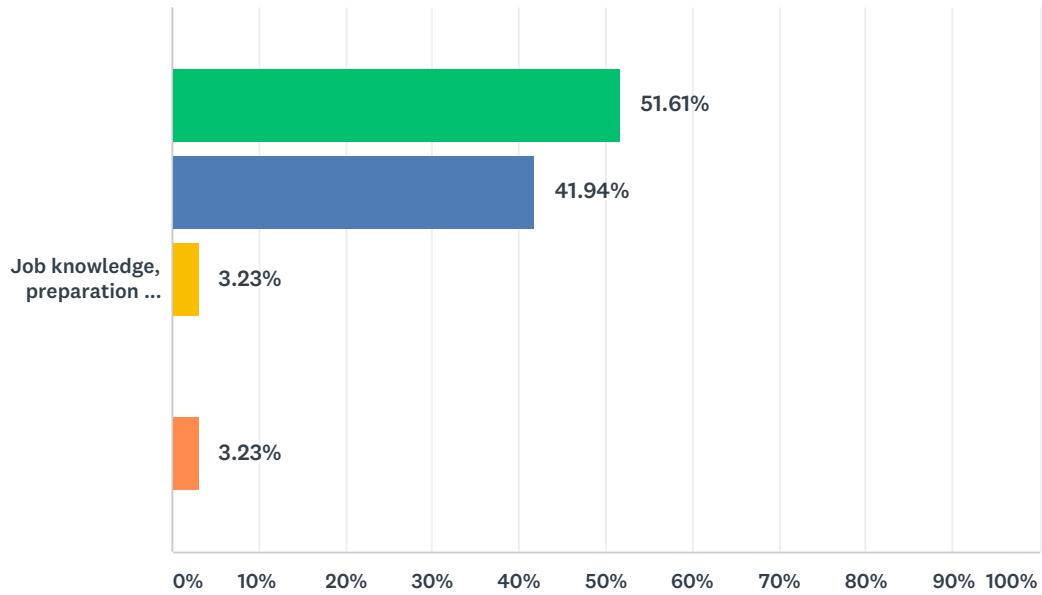


■ 5-Above Average
 ■ 4-Satisfactory
 ■ 3-Fair
 ■ 2-Unsatisfactory
■ 1-Not Applicable

	5-ABOVE AVERAGE	4-SATISFACTORY	3-FAIR	2-UNSATISFACTORY	1-NOT APPLICABLE	TOTAL	WEIGHTED AVERAGE
Accepts advice and supervision, listens and carries out supervisor's instructions, profits from constructive criticism.	58.06% 18	32.26% 10	9.68% 3	0.00% 0	0.00% 0	31	1.00

Q14 Overall Rating of Our Graduate?

Answered: 31 Skipped: 0

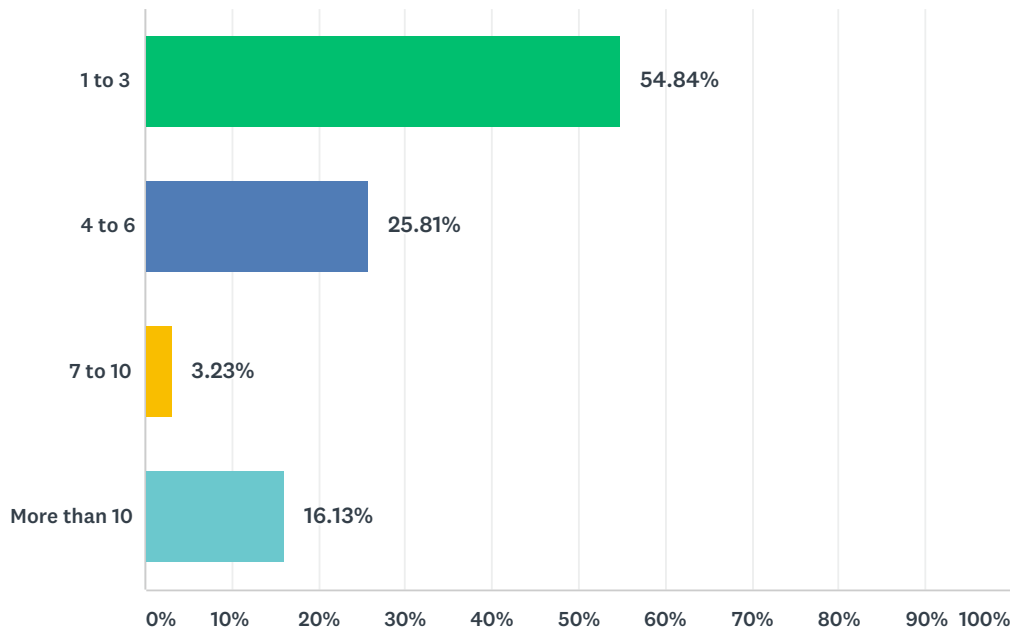


■ 5-Above Average
 ■ 4-Satisfactory
 ■ 3-Fair
 ■ 2-Unsatisfactory
■ 1-Not Applicable

	5-ABOVE AVERAGE	4-SATISFACTORY	3-FAIR	2-UNSATISFACTORY	1-NOT APPLICABLE	TOTAL	WEIGHTED AVERAGE
Job knowledge, preparation for employment.	51.61% 16	41.94% 13	3.23% 1	0.00% 0	3.23% 1	31	1.00

Q15 Approximate number of Sitting Bull College graduates who are employed by your organization?

Answered: 31 Skipped: 0



ANSWER CHOICES	RESPONSES	
1 to 3	54.84%	17
4 to 6	25.81%	8
7 to 10	3.23%	1
More than 10	16.13%	5
TOTAL		31

Q16 From your experience in working with our students what would you suggest the college do to make certain our students are better prepared to enter today's workforce?

Answered: 21 Skipped: 10

ANSWER CHOICES	RESPONSES	
Suggestion #1:	100.00%	21
Suggestion #2:	47.62%	10
Suggestion #3:	19.05%	4
Suggestion #4:	9.52%	2
Suggestion #5:	0.00%	0

Q17 Would you consider hiring Sitting Bull College graduates in the future?

Answered: 31 Skipped: 0

ANSWER CHOICES	RESPONSES	
Yes:	96.77%	30
Maybe:	3.23%	1
No:	0.00%	0

Q18 Would you consider providing a paid internship for a Sitting Bull College student?

Answered: 31 Skipped: 0

ANSWER CHOICES	RESPONSES	
Yes:	29.03%	9
Maybe:	54.84%	17
No:	16.13%	5

Q19 Would you consider providing an unpaid internship for a Sitting Bull College student?

Answered: 31 Skipped: 0

ANSWER CHOICES	RESPONSES	
Yes:	70.97%	22
Maybe:	22.58%	7
No:	6.45%	2